

How to Teach Pronunciation Creatively

JABER KAMALI

Aims

- To discuss ways of teaching pronunciation creatively



Ghoti

Seagh



Ghoti

Seagh

Fish

Chef

DIFFERENT TECHNIQUES

DIFFERENT TECHNIQUES

- Phonetic symbols
- Rhyme
- Gesture
- Rods
- Drills

Phonetic symbols

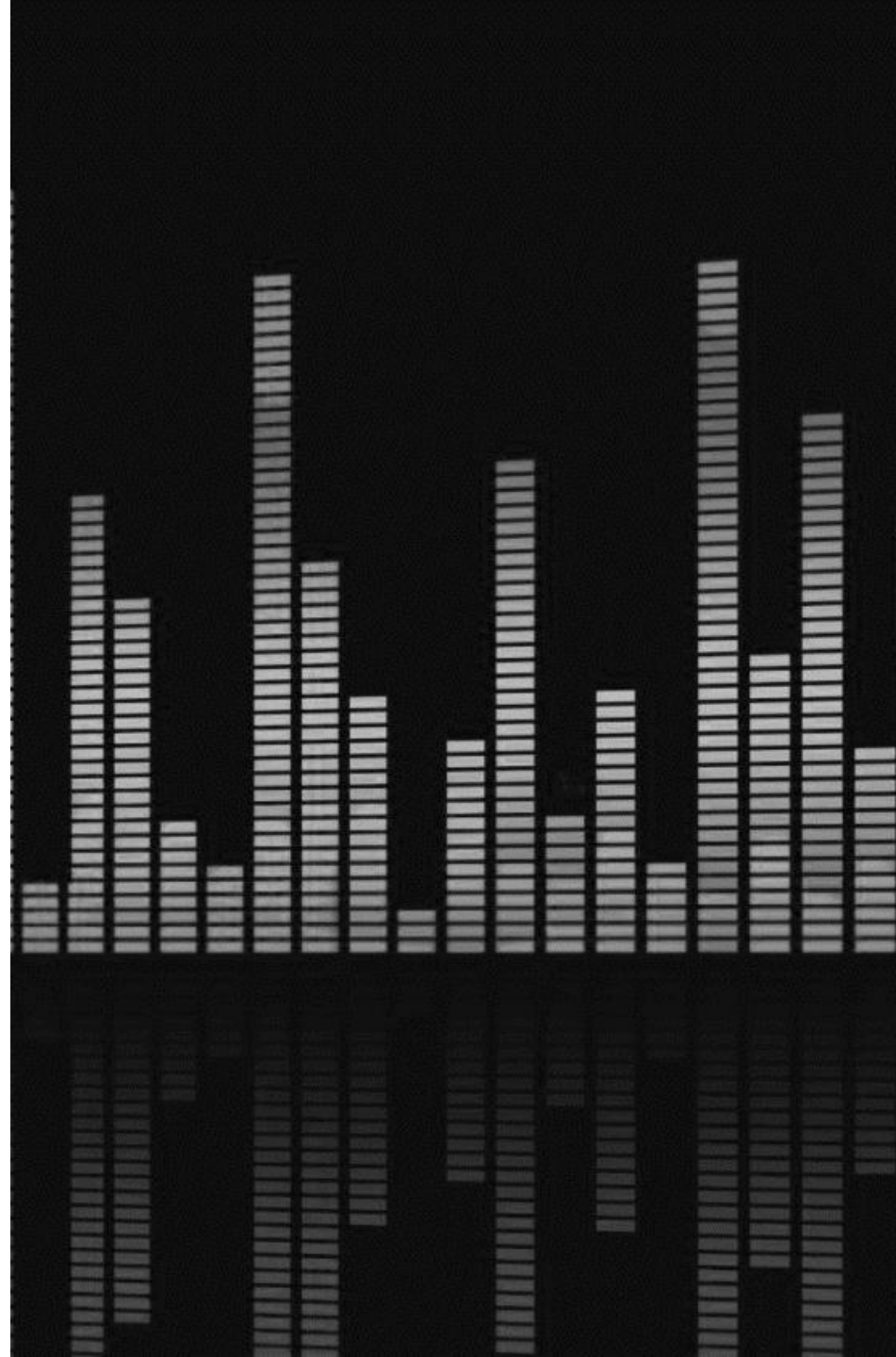
		Phonemic Chart						
Vowels	i:	ɪ	ʊ	u:	ɪə	eɪ		
	e	ə	ɜ:	ɔ:	ʊə	ɔɪ	əʊ	short
	æ	ʌ	ɑ:	ɒ	eə	aɪ	aʊ	long
								diphthongs
								voiced
								unvoiced
Consonants	p	b	t	d	tʃ	dʒ	k	g
	f	v	θ	ð	s	z	ʃ	ʒ
	m	n	ŋ	j	l	r	w	h

Rhyme

Word

Phrase

Sentence



Rhyme

Word

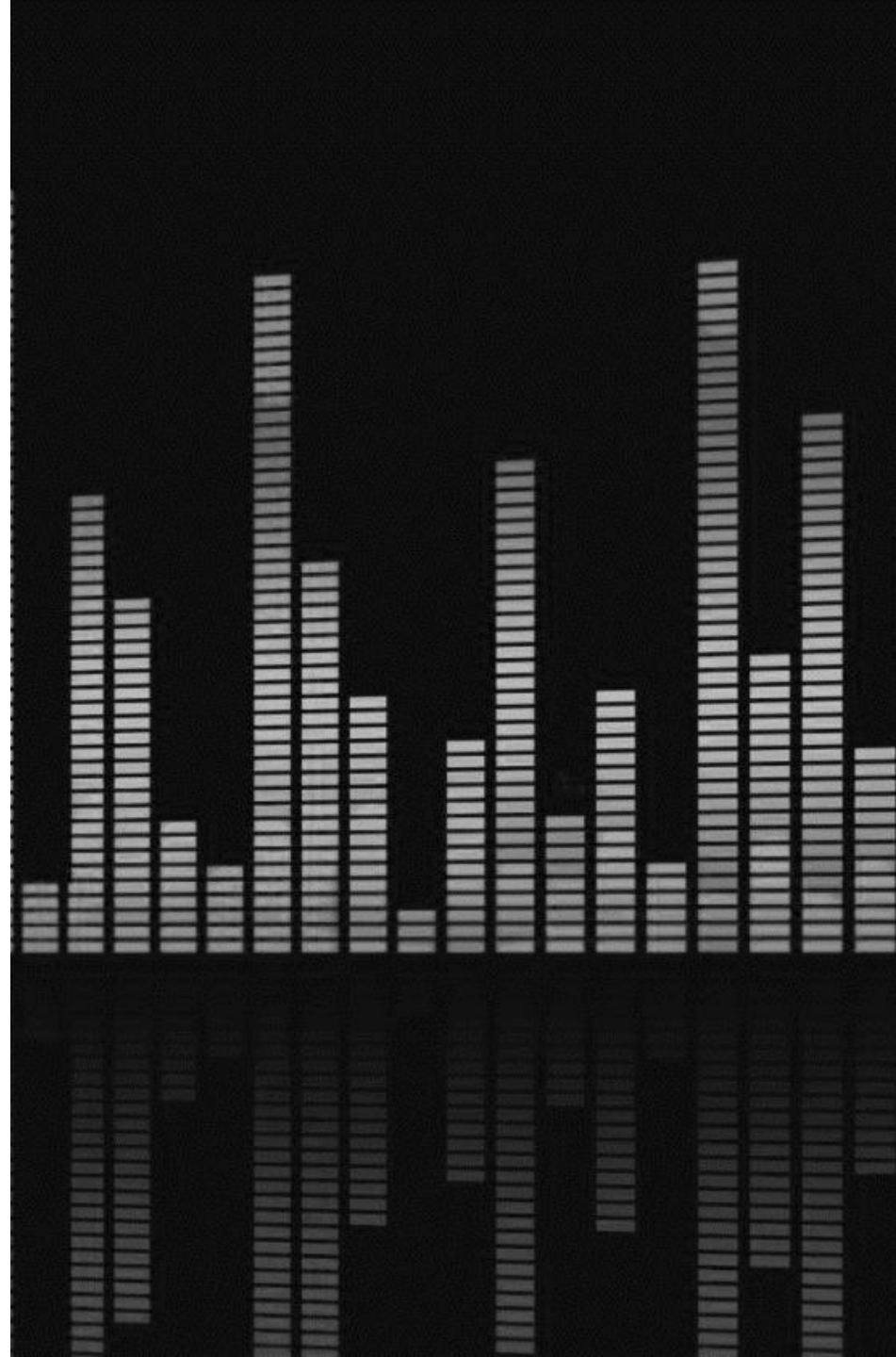
Interesting

Phrase

the roof of the house

Sentence

I have a pen in my bag



Gesture

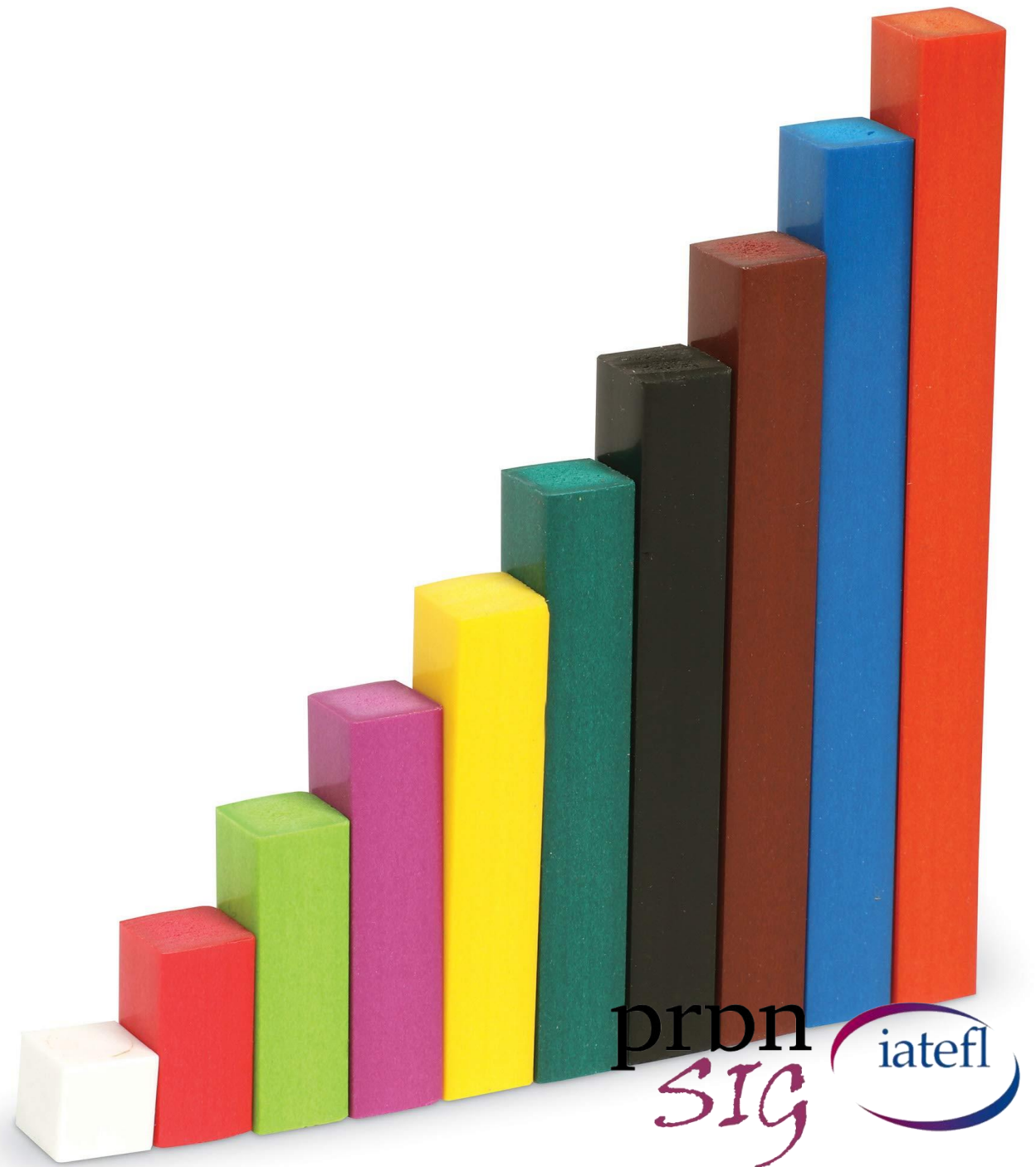
Why?
How?



Rods

Why?

Visualization



Drills



Drills



- 1. Repetition*
- 2. Inflection*
- 3. Replacement*
- 4. Restatement*
- 5. Completion*
- 6. Transposition*
- 7. Expansion*
- 8. Contraction*
- 9. Transformation*
- 10. Integration*
- 11. Rejoinder*
- 12. Restoration*
- 13. Back-chain*

Adapted from Richards & Rodgers (2001, pp. 60-61)



How would you teach this pronunciation part?

PRONUNCIATION

-  **2.2** Listen to the pronunciation of the past forms. Notice the different pronunciation of the *-ed* endings.
 - /d/ called appeared
 - /t/ looked worked
 - /ɪd/ ended lasted
-  **2.3** Listen to the pronunciation of some more past forms. Write the verbs you hear in the correct group above (a, b or c).
- Practise saying the verbs.

Aims revisited

- To discuss ways of teaching pronunciation creatively





Reflection

Which of these techniques are the best for your context? Why?



Thanks for participation

@kamali_tesol
Jaber.kamali@gmail.com

References

- Cunningham, S., Moor, P., & Crace A. (2013). *Cutting edge: pre- intermediate: student's book*. Longman.
- Richards, J. C., & Rodgers, T. S. (2001). *Methods in language teaching*. CUP.
- Scrivener, J. (2011). *Learning teaching: The essential guide to English language teaching*. Macmillan Education.